

**HYDRAULIC SCRAP SHEARS**

for excavators from 2 to 100 ton

**Power and performance  
against your scraps**

Extremely high cutting power and optimal performance/weight ratio.

Double motors for an excellent rotation and high power.

Cylinder fully protected from possible debris during demolition.

Body and jaws made of wear resistant steel.

Double-turn ball bearing (from model KSC22 up).

Strong jaw guiding system.

Blades made of indexable steel 4 or 8 times.



THE HAMMER KSC SCRAP SHEARS ARE DESIGNED TO ACHIEVE AN OPTIMAL POWER TO WEIGHT RATIO.

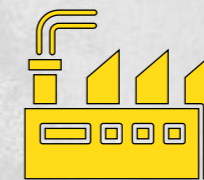
ALL THE PARTS THAT MOSTLY UNDERGO WEARING ARE EASILY REPLACEABLE



Mining & Quarrying




Demolition & Renovation



Metallurgic Industry



Construction



Recycling

Models		KSC03	KSC06	KSC11	KSC17	KSC22
Excavator weight - stick mounting	t	1.5-7	5-12	10-20	13-26	14-28
Excavator weight - boom mounting	t	1.2-5	3-8	7-14	10-20	12-21
Weight	kg	300	480w	1100	1750	2150
Excavator oil flow capacity	l/min	80-100	70-100	150-200	150-250	150-250
Excavator working pressure	bar	280	250	280	320	320
360° rotation	°	360°	360°	360°	360°	360°
Rotation oil flow capacity	l/min	5	20-30	20-30	40-60	40-60
Rotation Pressure	bar	120	80	140	140	140
A	mm	1330	1880	2210	2400	2570
B	mm	265	350	430	470	490
C	mm	230	348	480	480	470
Cutting Force**	kn	1850	2750	3800	4450	4650
Ø Max	mm	25	30	45	65	70
■	mm	22	25	35	55	60
—	mm	5	6	10	15	15
I	mm	80	100	200	275	300
H	mm	60	70	140	180	200

Models		KSC32	KSC45	KSC60	KSC70
Excavator weight - stick mounting	t	20-35	32-55	45-65	65-100
Excavator weight - boom mounting	t	20-30	25-40	35-55	40-50
Weight	kg	3100	4100	5700	7000
Excavator oil flow capacity	l/min	200-300	300-400	350-450	450-550
Excavator working pressure	bar	320	350	350	350
360° rotation	°	360°	360°	360°	360°
Rotation oil flow capacity	l/min	40-60	40-60	40-60	40-60
Rotation Pressure	bar	140	140	140	140
A	mm	2720	3050	3400	4000
B	mm	570	620	660	820
C	mm	490	540	585	700
Cutting Force**	kn	6300	7550	9550	11000
Ø Max	mm	90	100	110	130
■	mm	80	90	100	115
—	mm	20	22	25	30
I	mm	400	450	500	600
H	mm	260	280	310	350

All illustrations and numerical data in this catalog are purely indicative and subject to change at our discretion and without notice. We therefore reserve the right to modify them with a view to improving and continuously developing our product.





## HYDRAULIC SCRAP SHEARS

for excavators from 2 to 100 ton

# Power and performance against your scraps

Extremely high cutting power and optimal performance/weight ratio.

Double motors for an excellent rotation and high power.

Cylinder fully protected from possible debris during demolition.

Body and jaws made of wear resistant steel.

Double-turn ball bearing (from model KSC22 up).

Strong jaw guiding system.

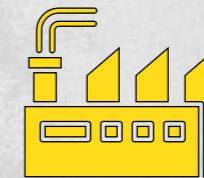
Blades made of indexable steel 4 or 8 times.



Mining & Quarrying




Demolition & Renovation



Metallurgic Industry



Construction



Recycling


# FEEL THE POWER



## PRESSURE UP TO 350 BAR

- Optimized pin stops
- Replaceable tip
- Specific design
- Use of more performing materials
- Rotation 360°

**\*OPTIONAL SPEED VALVE**  
FROM MODEL KSC22 UP



# x2

### ENHANCED ROTATION SYSTEM

(DOUBLE MOTOR WITH FILTER)

THE HAMMER KSC SCRAP SHEARS ARE DESIGNED TO ACHIEVE AN OPTIMAL POWER TO WEIGHT RATIO.

ALL THE PARTS THAT MOSTLY UNDERGO WEARING ARE EASILY REPLACEABLE

All illustrations and numerical data in this catalog are purely indicative and subject to change at our discretion and without notice. We therefore reserve the right to modify them with a view to improving and continuously developing our product.

